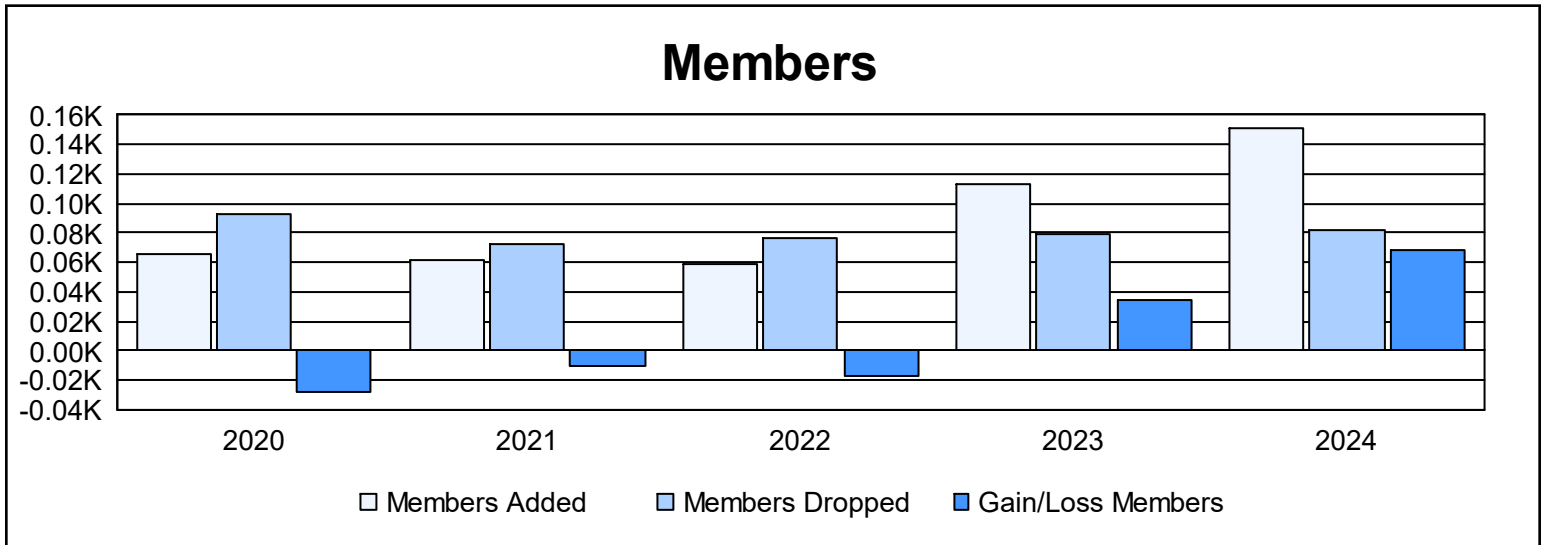
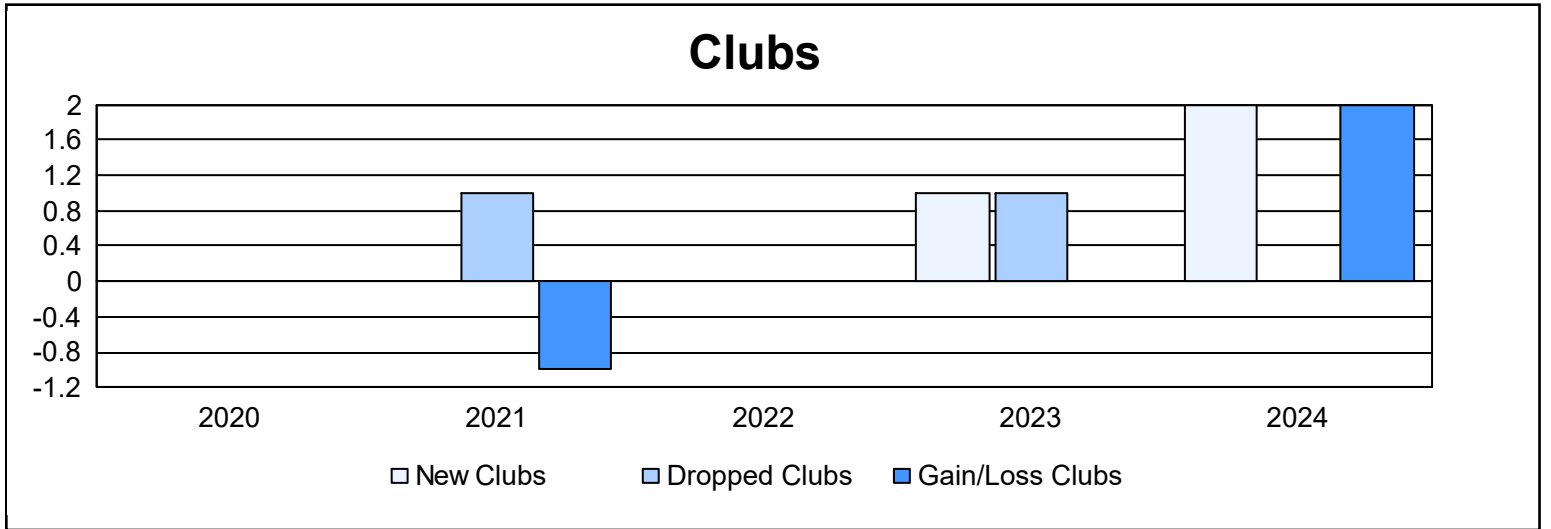
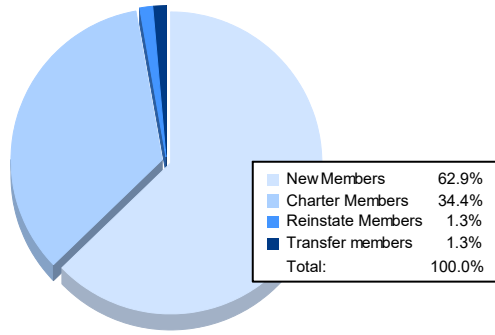


Year	New Clubs	Dropped Clubs	Gain/ Loss Clubs	New Members	Charter Members	Reinstate Members	Transfer Members	Total Member Added	Total Members Dropped	Gain/ Loss Members
2019-2020	0	0	0	59	4	0	2	65	93	-28
2020-2021	0	1	-1	55	1	0	6	62	72	-10
2021-2022	0	0	0	59	0	0	0	59	76	-17
2022-2023	1	1	0	83	24	2	4	113	79	34
2023-2024	2	0	2	95	52	2	2	151	82	69
<b>Average</b>	<b>1</b>	<b>0</b>	<b>0</b>	<b>70</b>	<b>16</b>	<b>1</b>	<b>3</b>	<b>90</b>	<b>80</b>	<b>10</b>



### Membership Composition June 2024 Cumulative



### Gender Composition June 2024 Cumulative

